



## Figure 4<sup>®</sup> MED-AMB 10

Biocompatible\* Rigid

A rigid, amber material for applications requiring biocompatibility, translucency and/or thermal resistance

Figure 4

### TRANSLUCENT PARTS THAT CAN BE STERILIZED AND TESTED AT HIGH TEMPERATURE

Figure 4<sup>®</sup> MED-AMB 10 is a rigid, translucent material for a range of medical and industrial applications, including when biocompatibility, sterilization and/or thermal resistance is required with fluid flow visualization. It delivers parts with excellent feature resolution and high definition.

### HANDLING AND POST-PROCESSING GUIDELINES

Proper mixing, cleaning, drying and curing is required for this material. Post-processing information can be found at the end of this document.

Note: all properties are based on using the documented post-processing method. Any deviation from this method could yield a different result.

More details can be found in the Figure 4 User Guide available at <http://infocenter.3dsystems.com>

Figure 4 Standalone:

<http://infocenter.3dsystems.com/figure4standalone/node/1546>

Figure 4 Modular:

<http://infocenter.3dsystems.com/figure4modular/node/1741>

### APPLICATIONS

- General medical applications requiring biocompatibility, sterilization and/or thermal resistance
- Surgical drill guides, splints
- Parts requiring rigidity with high temperature resistance
  - Fluid handling manifolds
  - Elevated temperature testing
- Parts with high definition details
  - Threaded assemblies
- Visualization and fluid flow models

### BENEFITS

- Capable of meeting ISO 10993-5 & -10 standards for biocompatibility (cytotoxicity, sensitization and irritation)
- Excellent visualization for parts requiring evaluation of internal features and their performance
- High temperature testing
- True-to-CAD accuracy and crisp feature detail

### FEATURES

- Biocompatible capable per ISO10993-5 and ISO10993-10
- Sterilizable by autoclave
- Thermal resistance over 100 °C
- Excellent humidity/moisture resistance
- Rigid and translucent



Print the Future

[www.3dz.com.mt](http://www.3dz.com.mt)  
[info@3dz.com.mt](mailto:info@3dz.com.mt)

**MATERIAL PROPERTIES**

The full suite of mechanical properties are given per ASTM and ISO standards where applicable. In addition, properties such as flammability, dielectric properties, and 24 hour water absorption. This allows for better understanding of the material capability to aid in design decisions for the material. All parts are conditioned per ASTM recommended standards for a minimum of 40 hours at 23 °C, 50% RH.

Solid material properties reported were printed along the vertical axis (ZY-orientation). Figure 4 material properties are relatively uniform across print orientations, as detailed in the following section on Isotropic Properties. Because of this, parts do not need to be oriented in a particular direction to exhibit these properties.


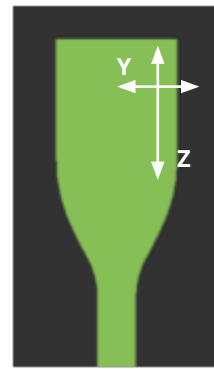
LIQUID MATERIAL						
MEASUREMENT	CONDITION/METHOD	METRIC		ENGLISH		
Viscosity	Brookfield Viscometer @ 25 °C (77 °F)	1138 cps		2750 lb/ft-hr		
Color		Amber				
Liquid Density	Kruss K11 Force Tensiometer @ 25 °C (77 °F)	1.12 g/cm <sup>3</sup>		0.040 lb/in <sup>3</sup>		
Default Print Layer Thickness (Standard Mode)		0.05 mm		0.002 in		
Speed - Standard Mode		43 mm/hr		1.7 in/hr		
Speed - Draft Mode		63 mm/hr		2.5 in/hr		
Package Volume		1 kg bottle - Figure 4 Standalone 2.5 kg cartridge - Figure 4 Modular 9 kg container - Figure 4 Production				
SOLID MATERIAL						
METRIC	ASTM METHOD	METRIC	ENGLISH	ISO METHOD	METRIC	ENGLISH
PHYSICAL				PHYSICAL		
Solid Density	ASTM D792	1.20 g/cm <sup>3</sup>	0.043 lb/in <sup>3</sup>	ISO 1183	1.20 g/cm <sup>3</sup>	0.043 lb/in <sup>3</sup>
24 Hour Water Absorption	ASTM D570	0.26%	0.26%	ISO 62	0.26%	0.26%
MECHANICAL				MECHANICAL		
Tensile Strength Ultimate	ASTM D638	69 MPa	10010 psi	ISO 527 -1/2	68 MPa	9845 psi
Tensile Modulus	ASTM D638	2760 MPa	400 ksi	ISO 527 -1/2	2760 MPa	400 ksi
Elongation at Break	ASTM D638	4%	4%	ISO 527 -1/2	4 %	4 %
Flex Strength	ASTM D790	111 MPa	16100 lbf/in	ISO 34	110 MPa	15923 psi
Flex Modulus	ASTM D790	2810 MPa	410 MPa		3178 MPa	461 ksi
Izod Notched Impact	ASTM D256	18 J/m	0.3 ft-lb/in	ISO 180-A	1.7 J/m <sup>2</sup>	0.0008 ft-lb/in <sup>2</sup>
Izod Unnotched Impact	ASTM D4812	220 J/m	4.1 ft-lb/in	ISO 180-U		
Shore Hardness	ASTM D2240	84D	84D	ISO 7619	84D	84D
THERMAL				THERMAL		
Tg (DMA, E'')	ASTM E1640 (E''at 1C/min)	110 °C	230 °F	ISO 6721-1/11 (E''at 1C/min)	110 °C	230 °F
HDT @ 0.455 MPa/66 PSI	ASTM D648	119 °C	246 °F	ISO 75- 1/2 B	115 °C	238 °F
HDT @ 1.82 MPa/264 PSI	ASTM D648	94 °C	201 °F	ISO 75-1/2 A	96 °C	205 °F
CTE below Tg	ASTM E831	84 ppm/°C	47 ppm/°F	ISO 11359-2	84 ppm/°C	47 ppm/°F
CTE above Tg	ASTM E831	177 ppm/°C	98 ppm/°F	ISO 11359-2	177 ppm/°C	98 ppm/°F
UL Flammability	UL94	HB	HB			
ELECTRICAL				ELECTRICAL		
Dielectric Strength (V/mil) @ 3.0 mm thickness	ASTM D149					
Dielectric Constant @ 1 MHz	ASTM D150					
Dissipation Factor @ 1 MHz	ASTM D150					
Volume Resistivity (ohm-cm)	ASTM D257					

**ISOTROPIC PROPERTIES**

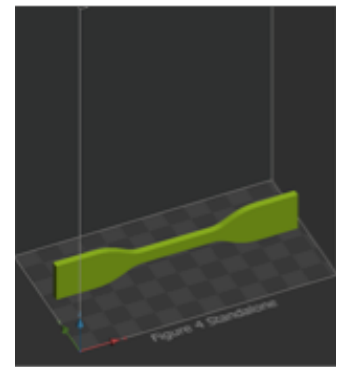
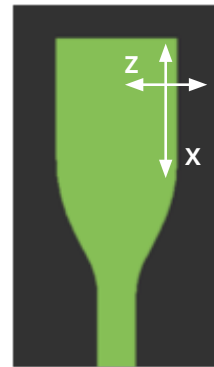
Figure 4 technology prints parts that are isotropic in mechanical properties meaning the parts printed along either the XYZ axis will give similar results.

Parts do not need to be oriented to get the highest mechanical properties, further improving the degree of freedom for part orientation for mechanical properties.


SOLID MATERIAL					
METRIC	METHOD	METRIC			
MECHANICAL					
		ZY	XZ	XY	Z45
Tensile Strength Ultimate	ASTM D638	69 MPa	61 MPa	67 MPa	71 MPa
Tensile Strength at Yield	ASTM D638	N/A	N/A	N/A	N/A
Tensile Modulus	ASTM D638	2800 MPa	2700 MPa	2500 MPa	2300 MPa
Elongation at Break	ASTM D638	4%	3%	5%	5%
Elongation at Yield	ASTM D638	N/A	N/A	N/A	N/A
Flex Strength	ASTM D790	111 MPa	82 MPa	99 MPa	96 MPa
Flex Modulus	ASTM D790	2810 MPa	2554 MPa	2484 MPa	2949 MPa
Izod Notched Impact	ASTM D256	18 J/m	16 J/m	16 J/m	15 J/m
Izod Unnotched Impact	ASTM D2240	220 kN/m	204 kN/m	124 kN/m	202 kN/m
Shore Hardness	ASTM D624	84D	84D	82D	85D



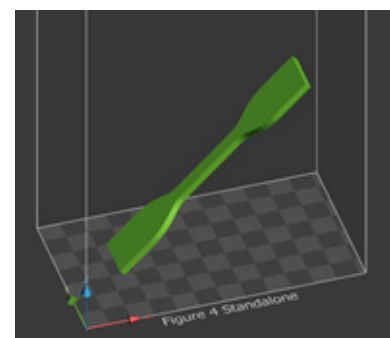
YZ - orientation



XZ - orientation



XY - orientation



Z45-Degree - orientation

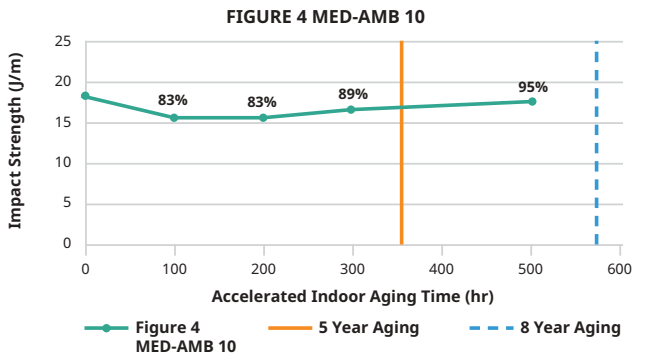
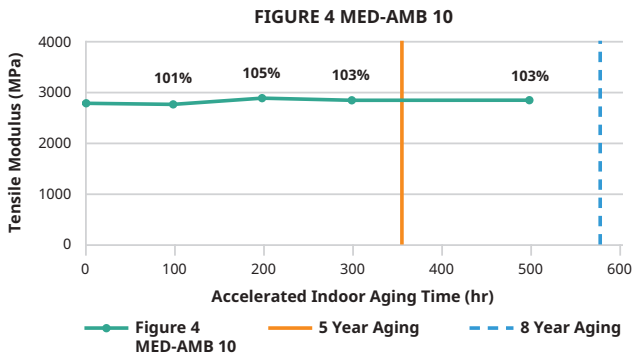
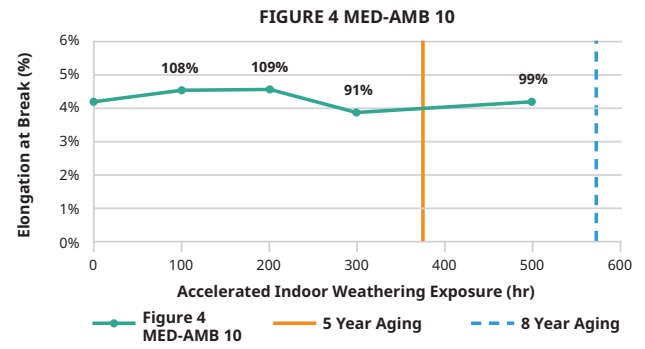
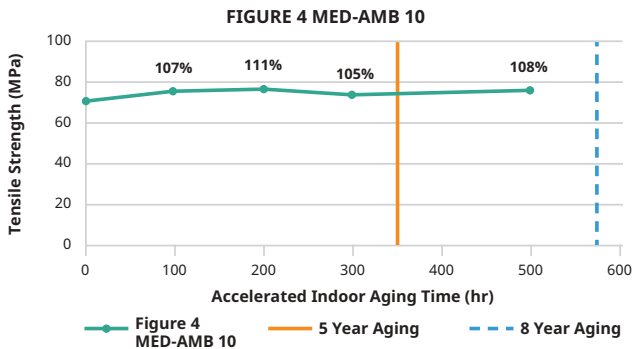
# Figure 4 MED-AMB 10

## LONG TERM ENVIRONMENTAL STABILITY

Figure 4 MED-AMB 10 is engineered to give long term environmental UV and humidity stability. This means the material is tested for the ability to retain a high percent of the initial mechanical properties over a given period of time. This provides real design conditions to consider for the application or part. **Actual data value is on Y-axis, and data points are % of initial value.**

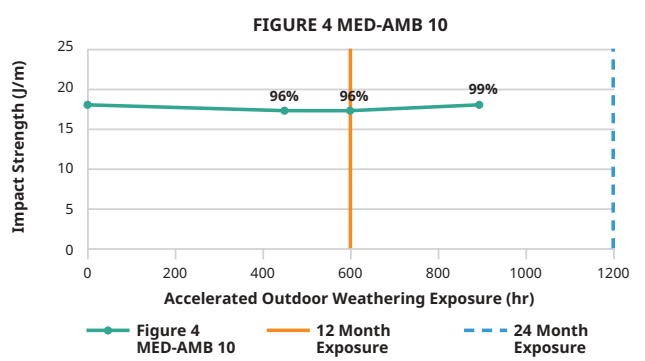
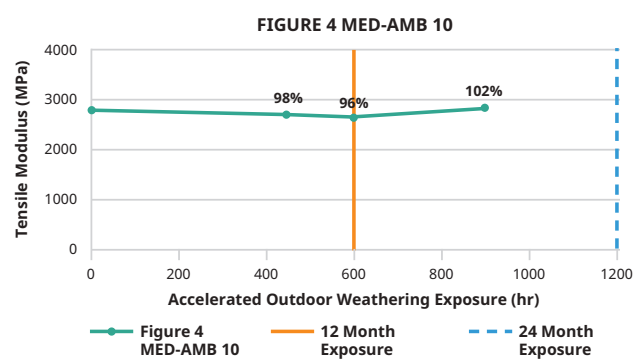
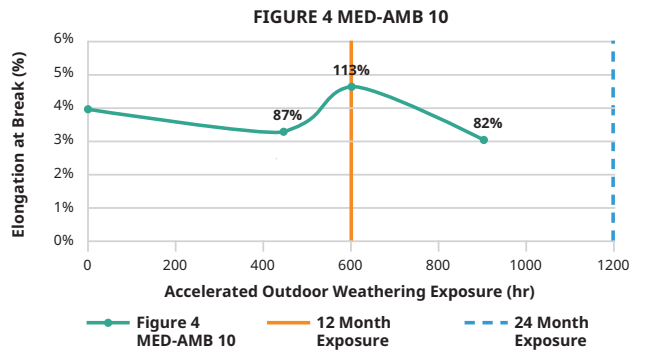
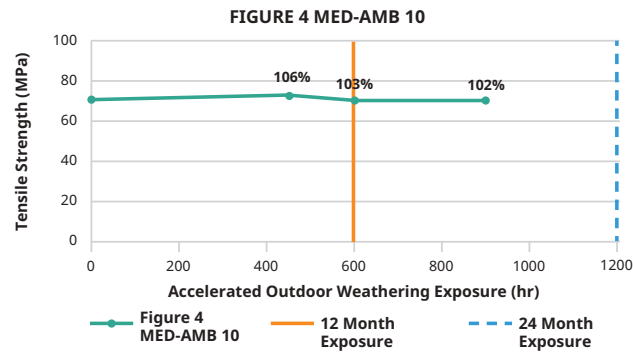
**INDOOR STABILITY:** Tested per ASTM D4329 standard method.

INDOOR STABILITY



**OUTDOOR STABILITY:** Tested per ASTM G154 standard method.

OUTDOOR STABILITY



# Figure 4 MED-AMB 10

## AUTOMOTIVE FLUID COMPATIBILITY

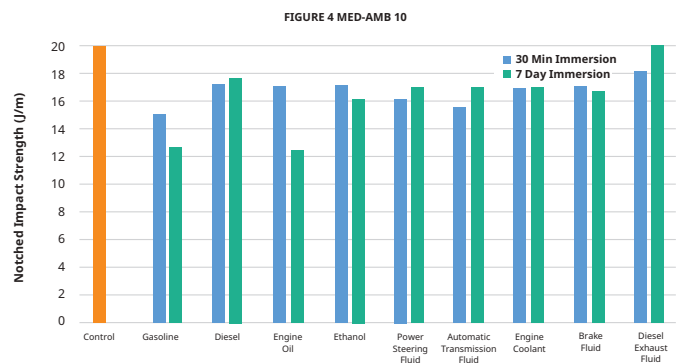
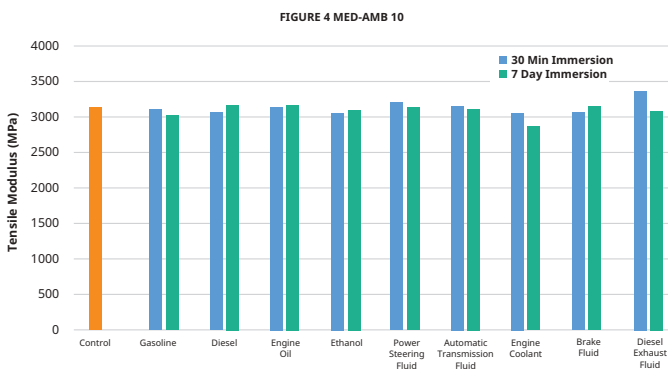
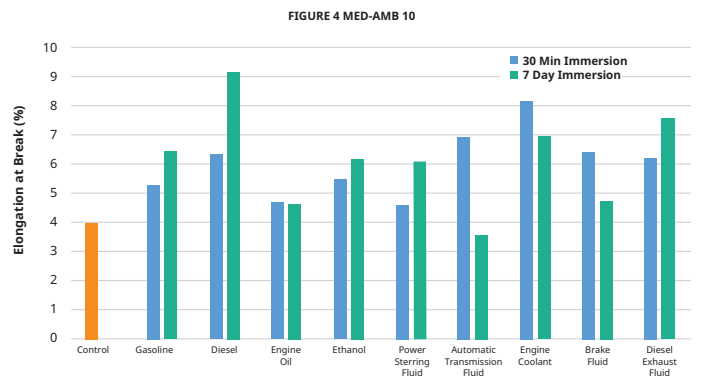
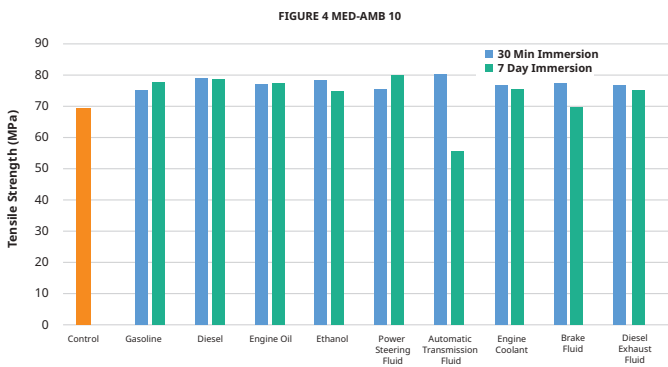
The compatibility of a material with hydrocarbons and cleaning chemicals is critical to part application. Figure 4 MED-AMB 10 parts were tested for sealed and surface contact compatibility per USCAR2 test conditions. The fluids below were tested in two different ways per the specs.

- Immerse for 7-days, then take mechanical property data for comparison.
- Immerse for 30-minutes, remove, and take mechanical property data for comparison in 7-days

**Data reflects the measured value of properties over that period of time.**

AUTOMOTIVE FLUIDS		
FLUID	SPECIFICATION	TEST TEMP °C
Gasoline	ISO 1817, liquid C	23 ± 5
Diesel Fuel	905 ISO 1817, Oil No. 3 + 10% p-xylene*	23 ± 5
Engine Oil	ISO 1817, Oil No. 2	50 ± 3
Ethanol	85% Ethanol + 15% ISO 1817 liquid C*	23 ± 5
Power Steering Fluid	ISO 1917, Oil No. 3	50 ± 3
Automotive Transmission Fluid	Dexron VI (North American specific material)	50 ± 3
Engine Coolant	50% ethylene glycol + 50% distilled water*	50 ± 3
Brake Fluid	SAE RM66xx (Use latest available fluid for xx)	50 ± 3
Diesel Exhaust Fluid (DEF)	API certified per ISO 22241	23 ± 5

\*Solutions are determined as percent by volume



# Figure 4 MED-AMB 10

## CHEMICAL COMPATIBILITY

The compatibility of a material with cleaning chemicals is critical to part application. Figure 4 MED-AMB 10 parts were tested for sealed and surface contact compatibility per ASTM D543 test conditions. The fluids below were tested in two different ways per the specs.

- Immerse for 7-days, then take mechanical property data for comparison.
- Immerse for 30-minutes, remove, and take mechanical property data for comparison in 7-days

Data reflects the measured value of properties over that period of time.

\*Denotes materials did not go thru 7-day soak conditioning.

CHEMICAL COMPATIBILITY
6.3.3 Acetone
6.3.12 Detergent Solution, Heavy Duty
6.3.23 Hydrochloric Acid (10%)
6.3.38 Sodium Carbonate Solution (20%)
6.3.44 Sodium Hypochlorite Solution
6.3.46 Sulfuric Acid (30%)
6.3.42 Sodium Hydroxide Soln (10%)
Distilled Water

FIGURE 4 MED-AMB 10

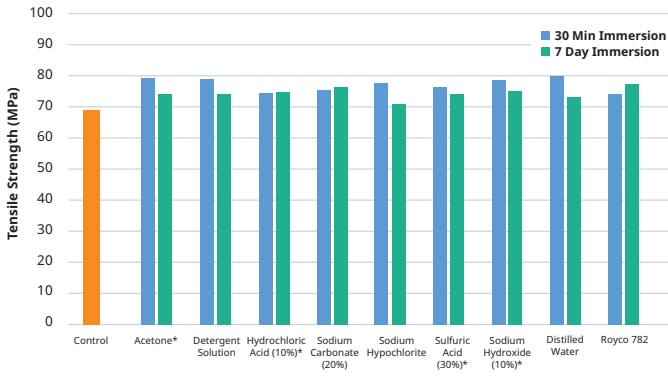


FIGURE 4 MED-AMB 10

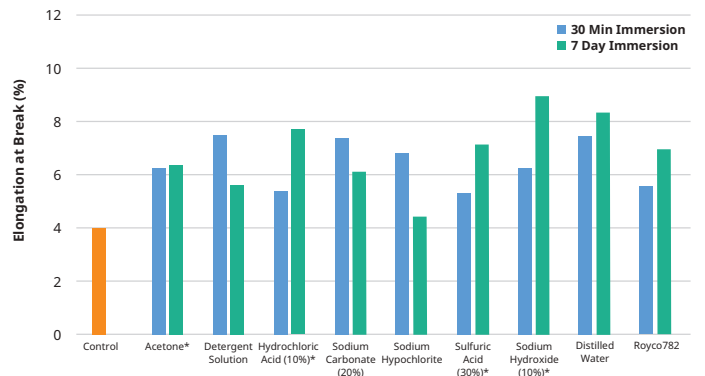


FIGURE 4 MED-AMB 10

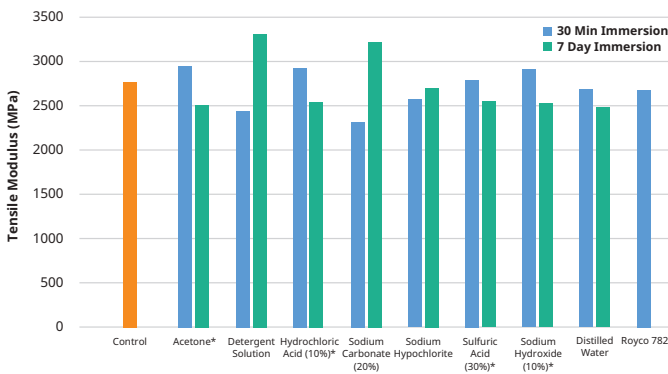
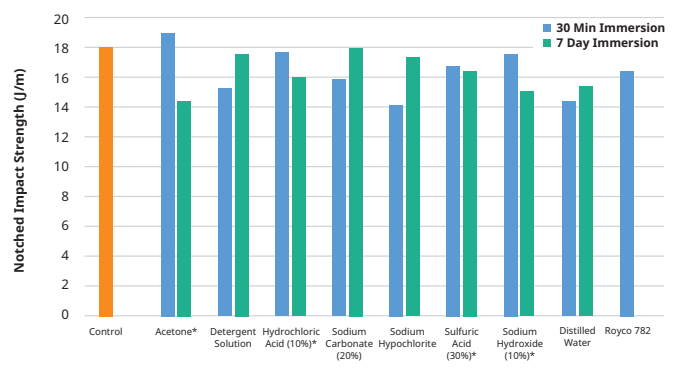


FIGURE 4 MED-AMB 10



### BIOCOMPATIBILITY STATEMENT

Figure 4<sup>®</sup> MED-AMB 10 test coupons printed and processed according to the post processing instructions below were provided to an external biological testing laboratory for evaluation in accordance with *ISO 10993-5, Biological evaluation of medical devices - Part 5: Tests for in vitro cytotoxicity*, and *ISO 10993-10, Biological evaluation of medical devices - Part 10: Tests for irritation and skin sensitization (GPMT)*. The test results indicate that Figure 4<sup>®</sup> MED-AMB 10 has passed the requirements for biocompatibility according to the above tests.

It is the responsibility of each customer to determine that its use of Figure 4<sup>®</sup> MED-AMB 10 material is safe, lawful and technically suitable to the customer's intended applications. Customers should conduct their own testing to ensure that this is the case. Because of possible changes in the law and in regulations, as well as possible changes in these materials, 3D Systems cannot guarantee that the status of these materials will remain unchanged or that it will qualify as biocompatible in any particular use. Therefore, 3D Systems recommends that customers continuing to use these materials verify their status on a periodic basis.

## POST-PROCESSING INSTRUCTIONS REQUIRED TO PASS ISO 10993-5 AND ISO 10993-10

### MIXING INSTRUCTIONS

This material has a pigment that settles very slowly over time before printing. For best results mix material in the bottle:

#### 1 kg bottle for Figure 4 Standalone

- Roll bottle for 5 minutes on 3D Systems LC-3D Mixer for first use
- Roll for 5 minutes before subsequent uses

#### 2.5 kg cartridge for Figure 4 Modular

- Vigorously shake the bottle for 2 minutes before installing cartridge

Use the Resin Mixer to stir material in the tray for 30 seconds between print jobs.

### MANUAL CLEANING INSTRUCTIONS

- Manual cleaning with 2 containers of IPA (wash and rinse)
- Clean in 'wash' IPA for 2.5 minutes while agitating part
- Rinse in 'clean' IPA for 2.5 minutes while agitating part
  - DO NOT EXCEED more than 5 minutes total exposure to IPA to preserve mechanical properties
- Manual agitation and/or a soft brush can be used to aid cleaning
- Refresh IPA when cleaning becomes ineffective

### DRYING INSTRUCTIONS

- Ambient air dry > 1 hour before post cure

### UV CURE TIME

- 3D Systems LC-3DPrint Box UV Post-Curing Unit or Figure 4 UV Cure Unit 350 : 60 minutes

More details can be found in the Figure 4 User Guide available at <http://infocenter.3dsystems.com>

Figure 4 Standalone: <http://infocenter.3dsystems.com/figure4standalone/node/1546>

Figure 4 Modular: <http://infocenter.3dsystems.com/figure4modular/node/1741>

